

**JAMALPUR MAHAVIDYALAYA
JAMALPUR, PURBA BARDHAMAN**

DATE:17/03/2023

নোটিশ

এতদ্বারা জামালপুর মহাবিদ্যালয়ে বর্তমানে পাঠরত সকল ছাত্রছাত্রীদের জানানো হচ্ছে যে, তাদের কে ACADEMIC BANK OF CREDIT PORTAL (ABC) এ REGISTRATION করতে হবে। এই PORTAL এ REGISTRATION করলে ভবিষ্যতে কর্ম সংস্থান ও উচ্চ শিক্ষায় বিভিন্ন সুযোগ সুবিধা পাওয়া যাবে। এই PORTAL এ কিভাবে REGISTRATION করতে হবে তার DEMO নিচে দেওয়া হল। উল্লেখ্য যে, REGISTRATION বাধ্যতামূলক, **অন্যথায় পরবর্তী সময়ে বিশ্ববিদ্যালয়ে ভর্তি হওয়া যাবে না।** ABC PORTAL এ REGISTRATION করার পর যে UNIQUE ID তৈরি হবে সেটি কলেজে অবশ্যই GOOGLE FORM এর মাধ্যমে জমা দিতে হবে। ABC PORTAL এ REGISTRATION করার জন্য আধার নম্বর লাগবে। ABC REGISTRATION যে কোন জায়গায় থেকে করতে পারবে। কলেজে ABC PORTAL REGISTRATION এর DEMO দেওয়া হবে প্রতি মঙ্গল ও শুক্র বার বেলা 1.30 মিঃ থেকে। ABC PORTAL REGISTRATION সংক্রান্ত কোন বিষয়ে জিজ্ঞাসা থাকলে বিভাগীয় প্রধানদের সঙ্গে যোগাযোগ করতে বলা হচ্ছে।

LINK FOR ABC REGISTRATION: <https://digilocker.meripehchaan.gov.in/signup/>

DEMONSTRATION LITERATURE ATTACHED BELOW

SD/-

TIC

JAMALPUR MAHAVIDYALAYA

PURBA BARDHAMAN



ACADEMIC BANK OF CREDITS

Ministry of Education, Government of India



Student Registration and Credit Transfer under ABC

User Manual



Contents

Contents

Contents	2
Overview	3
Features of ABC Platform	3
Workflow	4
1. Registration.....	4
2. Student Dashboard	6
3. Student Credit Flow	8
4. Institution Credit Flow.....	12
5. Search Credit Records.....	14

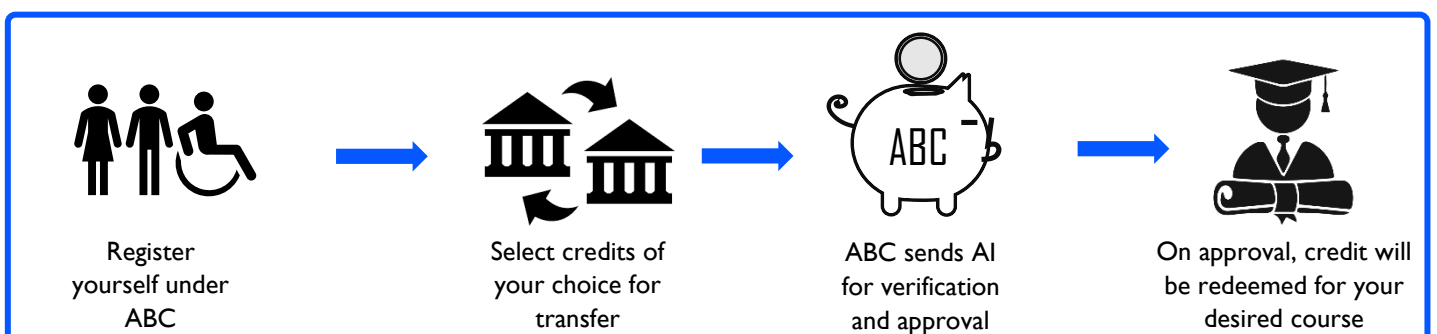
Overview

Government of India, Under National Education Policy-2020, intends to enable students across the nation with the “Academic Bank of Credits” (ABC) system for fulfilling their thirst for knowledge by providing academic flexibility to pick and modify their educational paths, link diverse disciplines, and; assist them in acquiring the proper foundations and building blocks for their ambitions.

The “Academic Bank of Credits” (ABC) is an educational digital platform created to facilitate students’ seamless mobility between or within degree-granting Higher Education Institutions (HEIs) through a formal system of credit recognition, credit accumulation, credit transfers, and credit redemption in order to promote distributed and flexible teaching and learning. The ABC platform will provide students with the opportunity to register for a unique ABC ID, an interactive dashboard to see their credit accumulation, and options to begin a choice-based credit transfer mechanism. In addition, the student self-registration module will enable accurate identification of candidates who want to check and transfer their credits depending on their needs.

The ABC platform allows for the development of numerous roles, such as creation of student and academic accounts, to arrange credit accumulation and exchange at various levels. The main objective of this documentation is to provide students and academic institutions with step-by-step instructions and to acquaint them with the registration procedure and all the functions of ABC application.

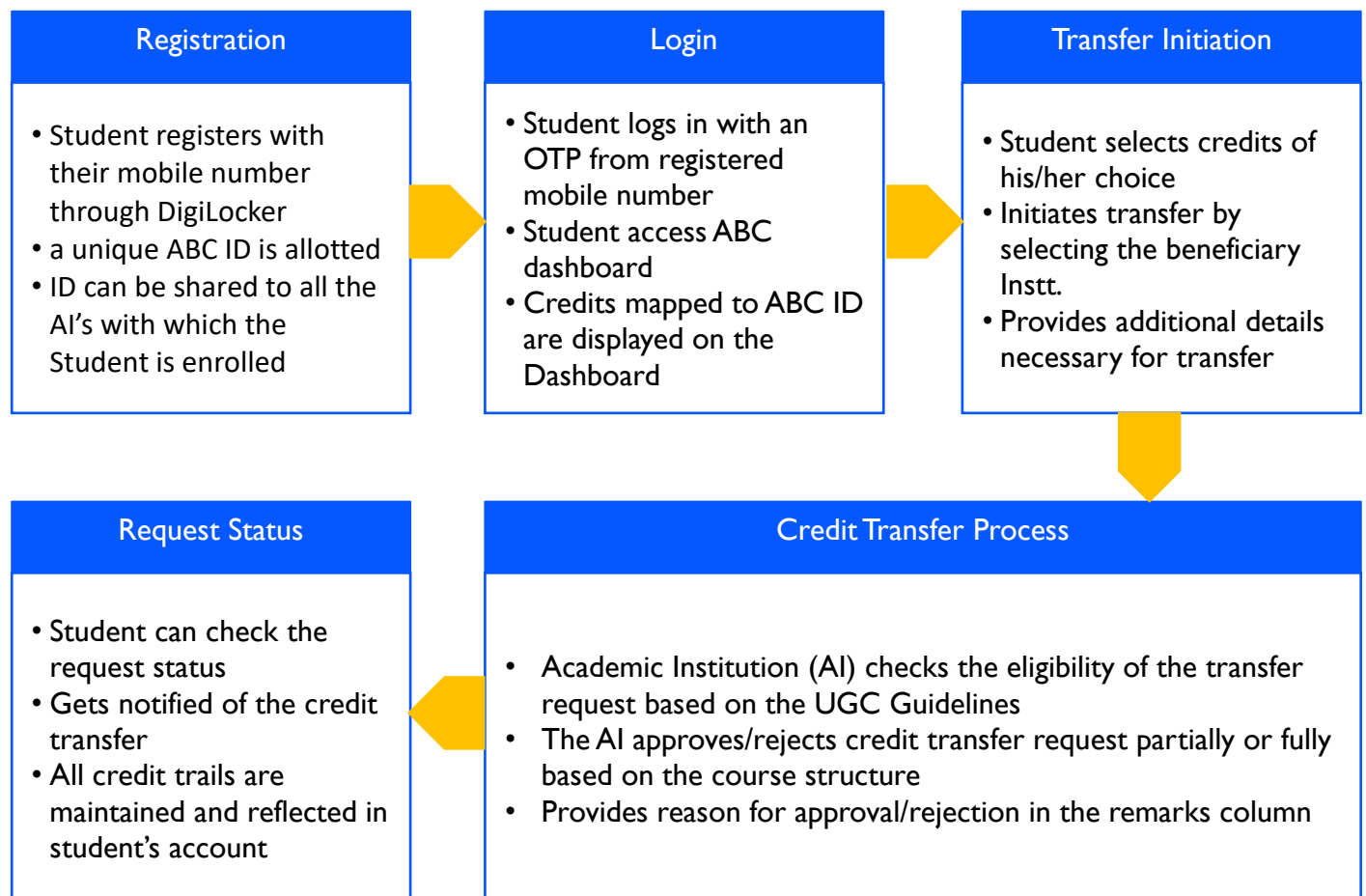
Features of ABC Platform



The following features will be available for the students in the ABC application:

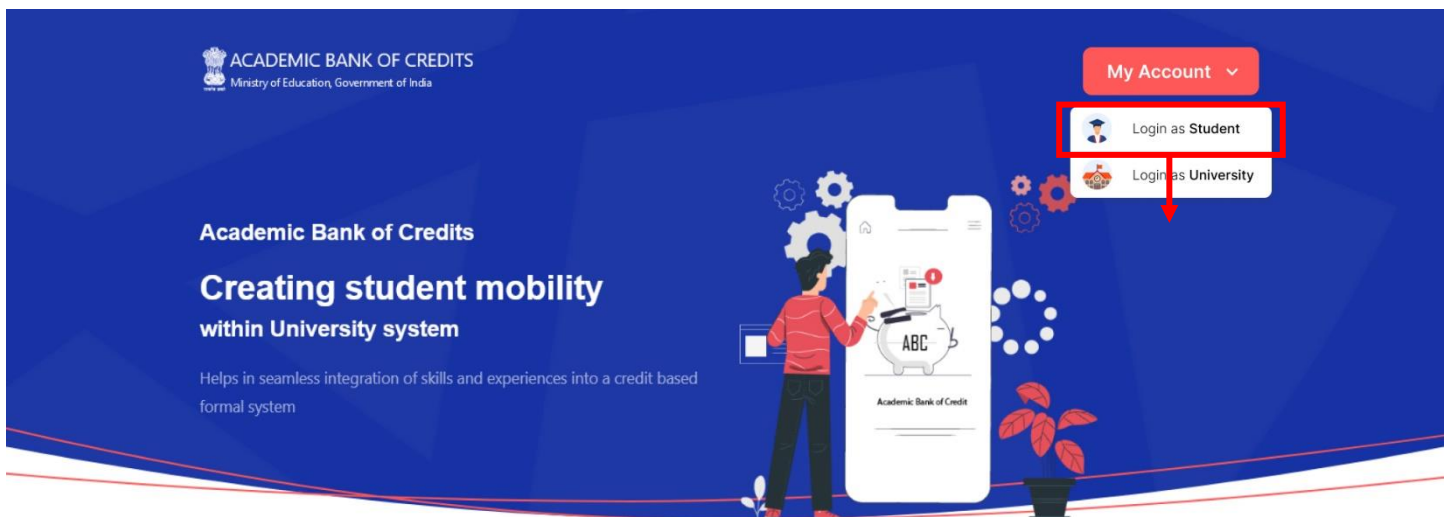
- Registration for a unique ABC ID (which can be shared between Academic Institutions for any course)
- Viewing of total credit accumulated under one window
- Selection of multiple credits of convenience for transfer or redemption
- Viewing of the Transfer request status
- Reinitiating credit transfer at their conveyance.

Workflow



1. Registration

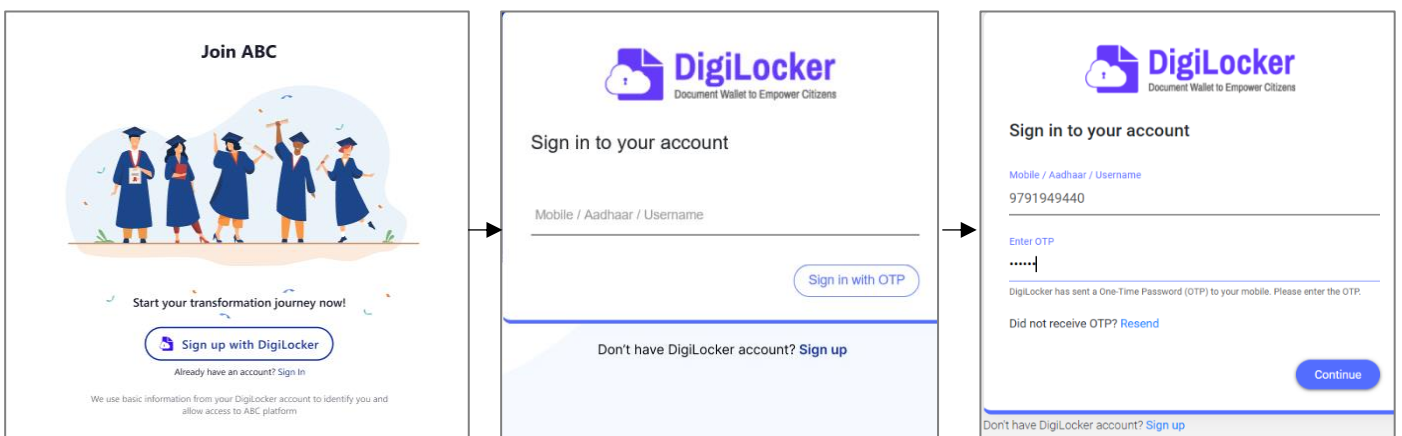
- Students can register by logging in at www.abc.digilocker.gov.in

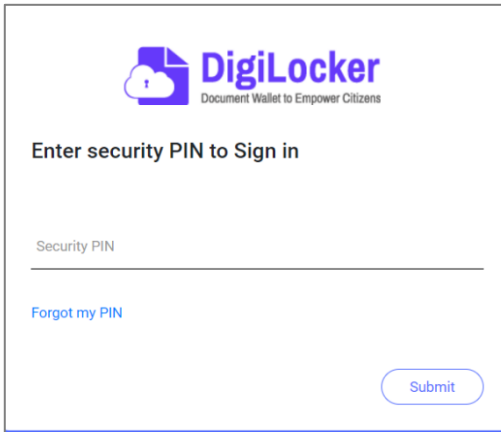


How it works



- Click on My Account → Login as Student
- Click on “Sign up with DigiLocker” → Enter valid mobile number → An OTP is sent at the phone number via SMS → Enter the OTP and click on “Continue” button → Enter Security PIN set created during Sign Up and click “Submit” Button





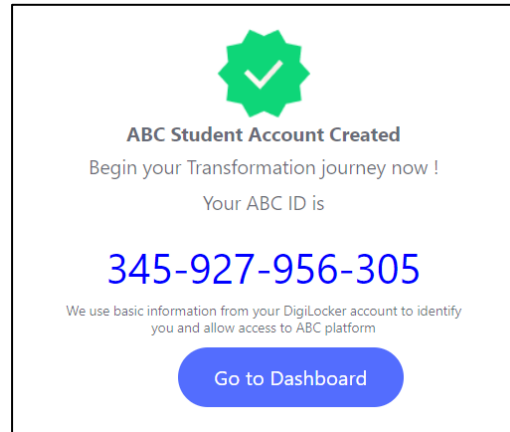
DigiLocker
Document Wallet to Empower Citizens

Enter security PIN to Sign in

Security PIN

[Forgot my PIN](#)

[Submit](#)



ABC Student Account Created
Begin your Transformation journey now !

Your ABC ID is

345-927-956-305

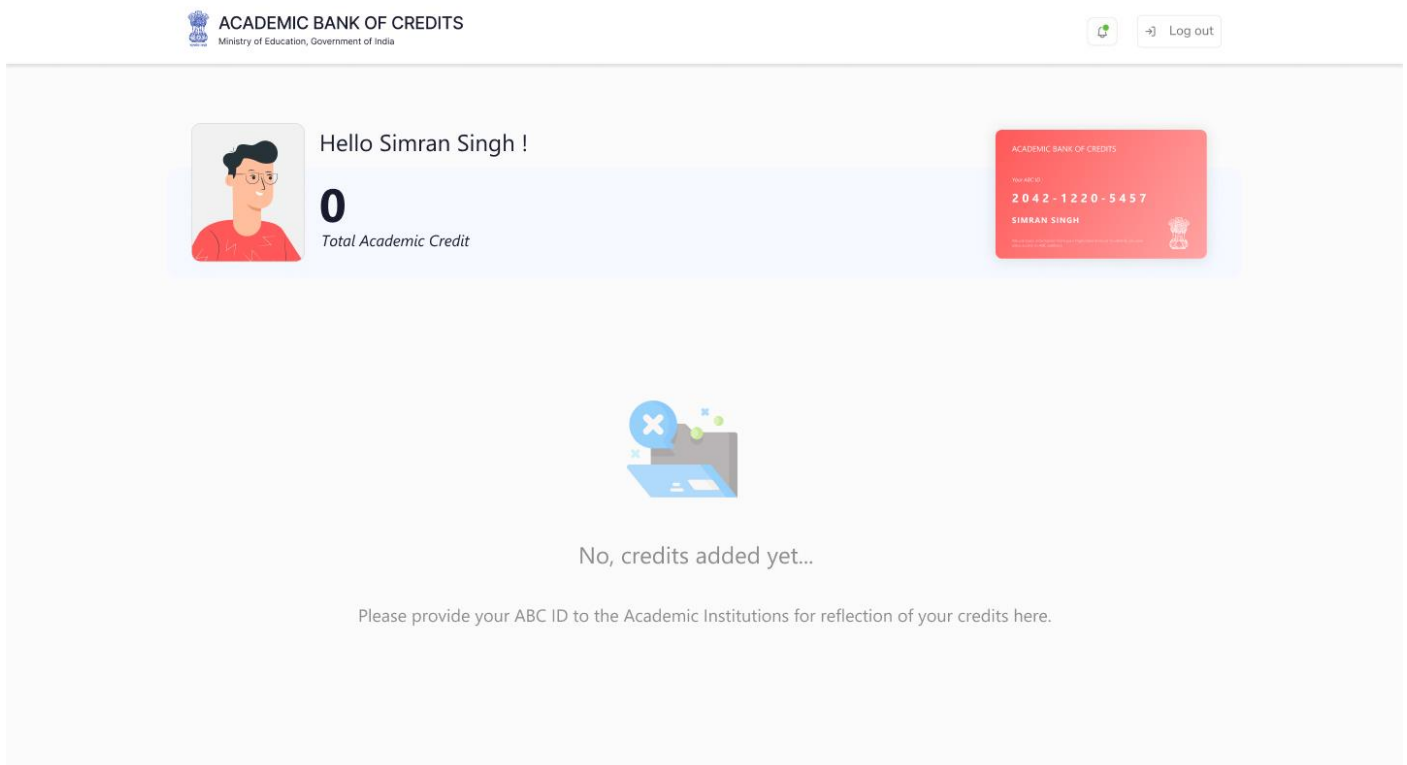
We use basic information from your DigiLocker account to identify you and allow access to ABC platform

[Go to Dashboard](#)

- You will be prompted with ABC student account creation window

2. Student Dashboard

- Click on the “Go to Dashboard” button → ABC will try to fetch any ABC ID linked Credit data (but for the new user it generally shows a “No, Credits added yet” window.




ACADEMIC BANK OF CREDITS
Ministry of Education, Government of India

[Log out](#)

Hello Simran Singh !

0
Total Academic Credit


ACADEMIC BANK OF CREDITS
ABC ID: 2042-1220-5457
SIMRAN SINGH


No, credits added yet..



Please provide your ABC ID to the Academic Institutions for reflection of your credits here.


- Student must provide this ABC ID to the corresponding academic institutions where they are pursuing/completed their courses from, in order to enable the academic institutions to upload credits against student’s ABC ID on DigiLocker - National Academic Depository.

- Once an academic record along with the credit score is uploaded by the academic institutions, the credit score will be reflected in the student's ABC account automatically as shown in the following window.



ACADEMIC BANK OF CREDITS
Ministry of Education, Government of India



Hello Simran Singh !

178 Total Academic Credit

Transfer Credits




ACADEMIC BANK OF CREDITS

Your ABC ID:

2 0 4 2 - 1 2 2 0 - 5 4 5 7


SIMRAN SINGH

Credit Accumulation


Academic Institution	Batch	Course	Credit	
 University of Delhi	2015-2019	BBA	94	⌵
 IGNOU	2018-2022	MBA	94	⌵
 IIT Delhi	2018-2022	MBA	94	⌵

Credit History view all


Date	Academic Institution	Credit
13/04/2020	University of Delhi	08
04/01/2019	University of Delhi	12
20/06/2018	IGNOU	36
25/05/2017	IGNOU	08
11/05/2016	IIT Delhi	04
06/08/2015	IIT Delhi	24

- Detailed Subject wise credit distribution can be viewed by pressing the expand button of the “Credit Accumulation” window 

← Credit Accumulation for University of Delhi



94
Total Academic Credit for University of Delhi



Subject Credit Distribution

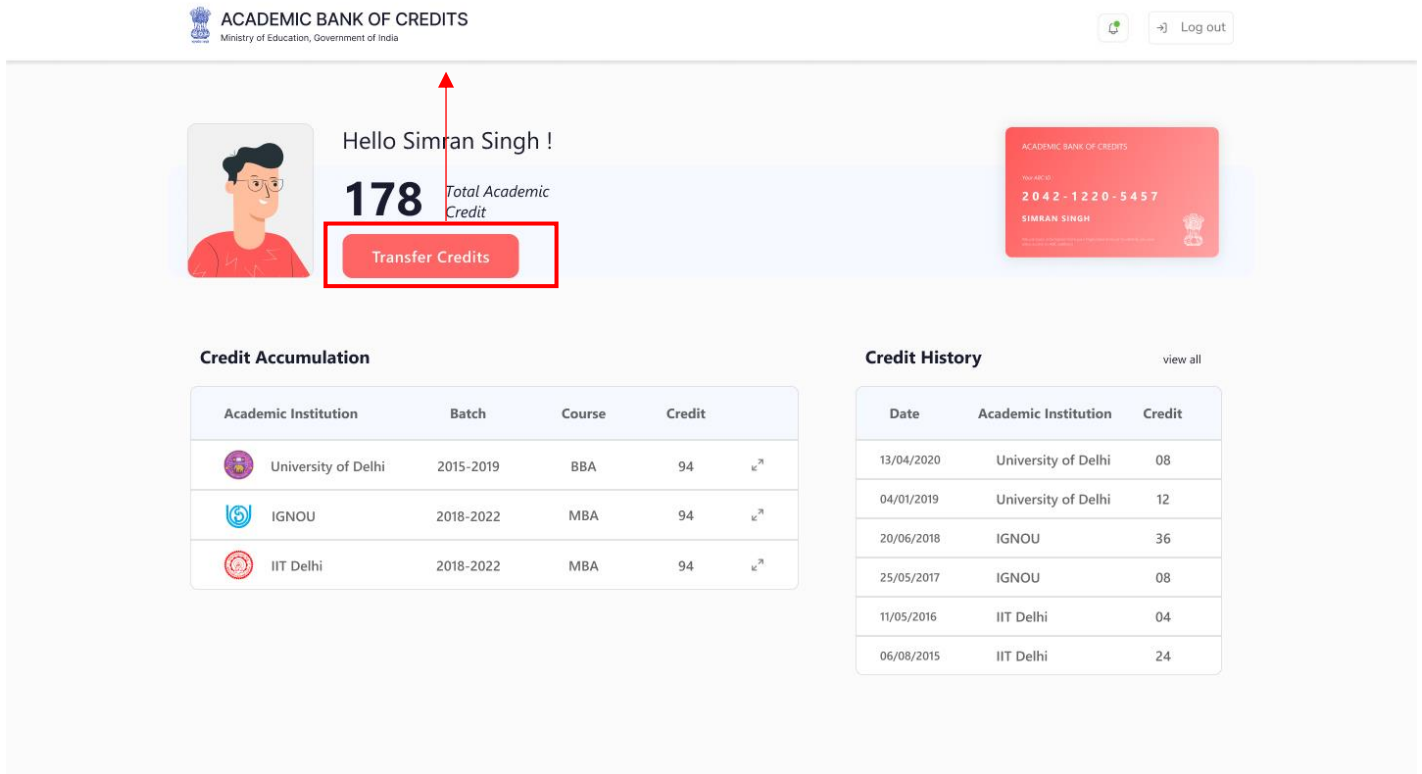
Subject	Course	Subject Code	Year	Credit
Advance Physics	BBA	PH1L001	2015	06
Introduction to Programing and Data Structures	BBA	CS1P001	2015	04
Engineering Drawing and Graphics	BBA	CE1P001	2015	06
Mathematics – I	MBA	MA1L001	2015	08
Introduction to Programing and Data Structures	MBA	013PHY10	2015	06
Introduction to Programing and Data Structures	MBA	013PHY10	2015	06

Credit History

Date	Credit
13/04/2020	08
04/01/2019	12
20/06/2018	36
25/05/2017	08
11/05/2016	04
06/08/2015	24

3. Student Credit Flow

- Students can initiate credit transfer process from their dashboard.
- Click on “Transfer Credits” button appearing on the home screen

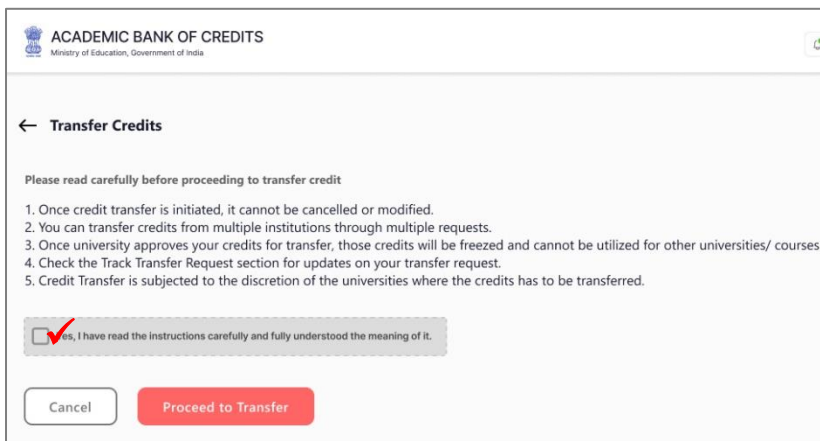


Credit Accumulation

Academic Institution	Batch	Course	Credit
University of Delhi	2015-2019	BBA	94
IGNOU	2018-2022	MBA	94
IIT Delhi	2018-2022	MBA	94

Credit History [view all](#)

Date	Academic Institution	Credit
13/04/2020	University of Delhi	08
04/01/2019	University of Delhi	12
20/06/2018	IGNOU	36
25/05/2017	IGNOU	08
11/05/2016	IIT Delhi	04
06/08/2015	IIT Delhi	24

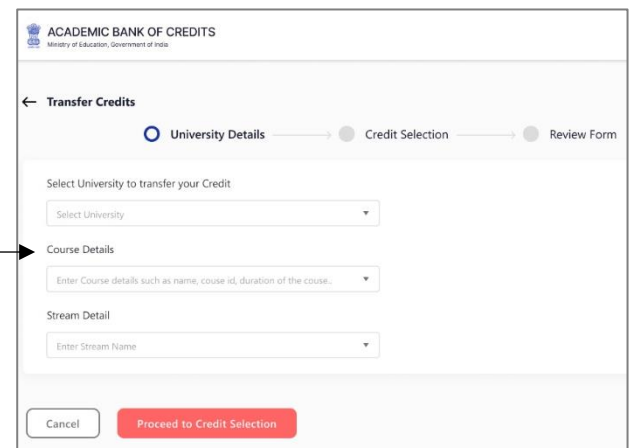


Transfer Credits

Please read carefully before proceeding to transfer credit

1. Once credit transfer is initiated, it cannot be cancelled or modified.
2. You can transfer credits from multiple institutions through multiple requests.
3. Once university approves your credits for transfer, those credits will be freed and cannot be utilized for other universities/ courses.
4. Check the Track Transfer Request section for updates on your transfer request.
5. Credit Transfer is subjected to the discretion of the universities where the credits has to be transferred.

Yes, I have read the instructions carefully and fully understood the meaning of it.



Transfer Credits

University Details → Credit Selection → Review Form

Select University to transfer your Credit

Select University

Course Details

Enter Course details such as name, course id, duration of the course.

Stream Detail

Enter Stream Name

- Click on the checkbox ✓ to provide your consent to the terms and conditions the conditions (please read them carefully) → Proceed to Transfer
- Select “University to transfer your credit”, “Course Details” and “Stream Detail” → Proceed to Credit Selection

← Transfer Credits

● University Details → ○ Credit Selection → ● Review Form

Select the subjects credit you wish to transfer

<input type="checkbox"/>	University	Course	Subject Name	Subject Code	Year	Credit
<input checked="" type="checkbox"/>	Jawaharlal Nehru University	BBA	Advance Physics	PH1L001	2015	06
<input checked="" type="checkbox"/>	Jawaharlal Nehru University	BBA	Introduction to Programing and Data Structures	CS1P001	2015	04
<input checked="" type="checkbox"/>	Jawaharlal Nehru University	BBA	Engineering Drawing and Graphics	CE1P001	2015	06
<input type="checkbox"/>	IGNOU	BSc	Mathematics – I	MA1L001	2015	08
<input type="checkbox"/>	IGNOU	BSc	Introduction to Programing and Data Structures	O13PHY10	2015	06
<input type="checkbox"/>	IGNOU	BSc	Introduction to Programing and Data Structures	O13PHY10	2015	06

Total Credit Selcted : 50

Back

Proceed to Transfer Credit

- Select the subject credits you wish to transfer by clicking on the checkboxes (multiple selection is possible) → Proceed to Transfer Credit

← Transfer Credits

● University Details → ● Credit Selection → ○ Review Form

Student Details

Name : Simran Singh
ABC ID : 01545456445
Date of Birth : 24/02/1998
Gender : Female

Beneficiary Institution

University Name : University of Delhi
Course Name : BBA
Stream Detail : Finance

Credit Details

Total credits requested for transfer : 50

University	Course	Subject Name	Subject Code	Year	Credit
Jawaharlal Nehru University	BBA	Advance Physics	PH1L001	2015	06
Jawaharlal Nehru University	BBA	Introduction to Programing and Data Structures	CS1P001	2015	04
Jawaharlal Nehru University	BBA	Engineering Drawing and Graphics	CE1P001	2015	06

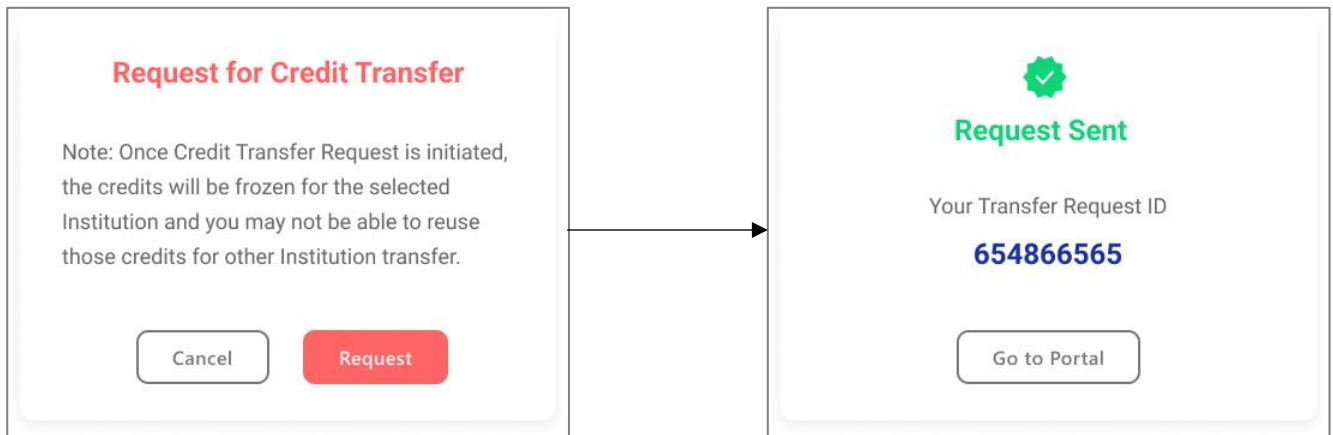
Yes, I agree to all the Terms and Condition.

Back

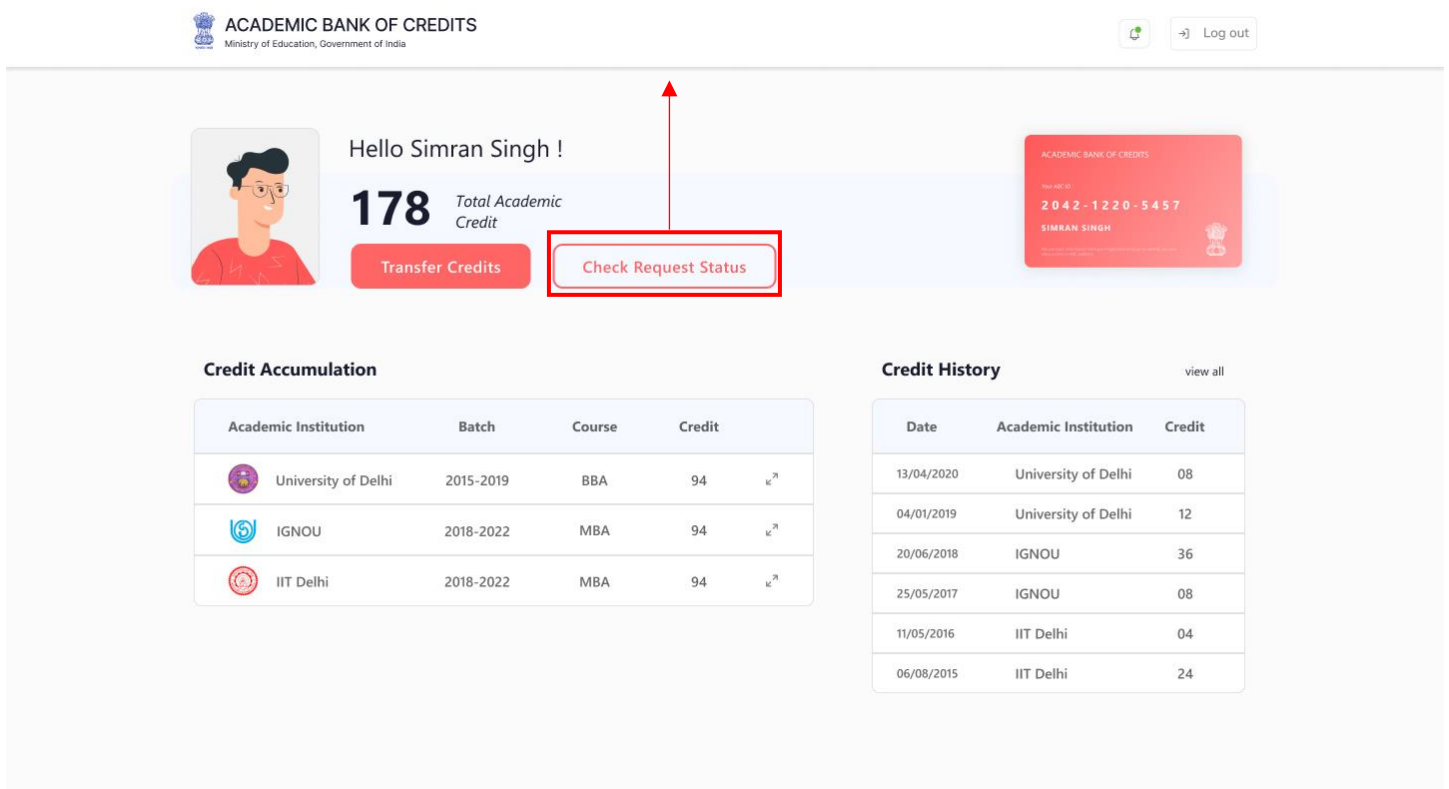
Request for Credit Transfer

- Review the subject credits selected → click on the checkbox to agree the terms and conditions → Proceed for Credit Transfer







- a dialogue box will be prompted (please read it carefully before proceeding) → Click on the Request Tab (The request will be sent with a Transfer Request ID)




- Back on the Home screen, you will now see “Check Request Status” button → click to view the Transfer Request status (until processed, it will show status as “pending”)



The screenshot shows the user's home dashboard. At the top, it says "ACADEMIC BANK OF CREDITS" and "Ministry of Education, Government of India". On the right, there is a "Log out" button. The main content area features a user profile for "Simran Singh" with a "Hello Simran Singh !" greeting and "178 Total Academic Credit". Below this are two buttons: "Transfer Credits" and "Check Request Status" (highlighted with a red box and an arrow). To the right is a red card displaying the user's ID: "2042-1220-5457" and name "SIMRAN SINGH". Below the profile are two tables: "Credit Accumulation" and "Credit History".

Academic Institution	Batch	Course	Credit
 University of Delhi	2015-2019	BBA	94 
 IGNOU	2018-2022	MBA	94 
 IIT Delhi	2018-2022	MBA	94 

Date	Academic Institution	Credit
13/04/2020	University of Delhi	08
04/01/2019	University of Delhi	12
20/06/2018	IGNOU	36
25/05/2017	IGNOU	08
11/05/2016	IIT Delhi	04
06/08/2015	IIT Delhi	24

- Details can be viewed by pressing the expand  button appearing on the “Transfer Request Status” window

← **Transfer Request Status**

Transfer ID	Date of Request	University Details	Course Applied for	Credits to Transfer	Status	Details
54214560	05-07-21	Jawaharlal Nehru University	BBA (Finance)	124	Pending	
54214560	05-07-21	Jawaharlal Nehru University	BBA (Finance)	124	Approved Credit Transferred (DOA : 15-07-21)	

- Sample windows for the status: Pending, Approved and Rejected (for approval and rejection, your will get the academic institutions' comments/remarks)

Status : Pending

Student Reason for transfer : Change of Programme.

University Comments : Status: Pending

Status : Rejected

Student Reason for transfer : Change of Programme.

University Comments : Credit Incurred not valid for BBA (Finance) programme

← **Transfer Request ID #54214560**

Status : Approved

Transfer Request Details

University Name : University of Delhi

Course Name : BBA

Stream Detail : Finance

Date of Application : 20/05/2021

Date of Acceptance : 26/05/2021

Student Reason for transfer : Change of Programme.

University Comments : Credit Redeemed for Sem II - BBA (Finance) programme

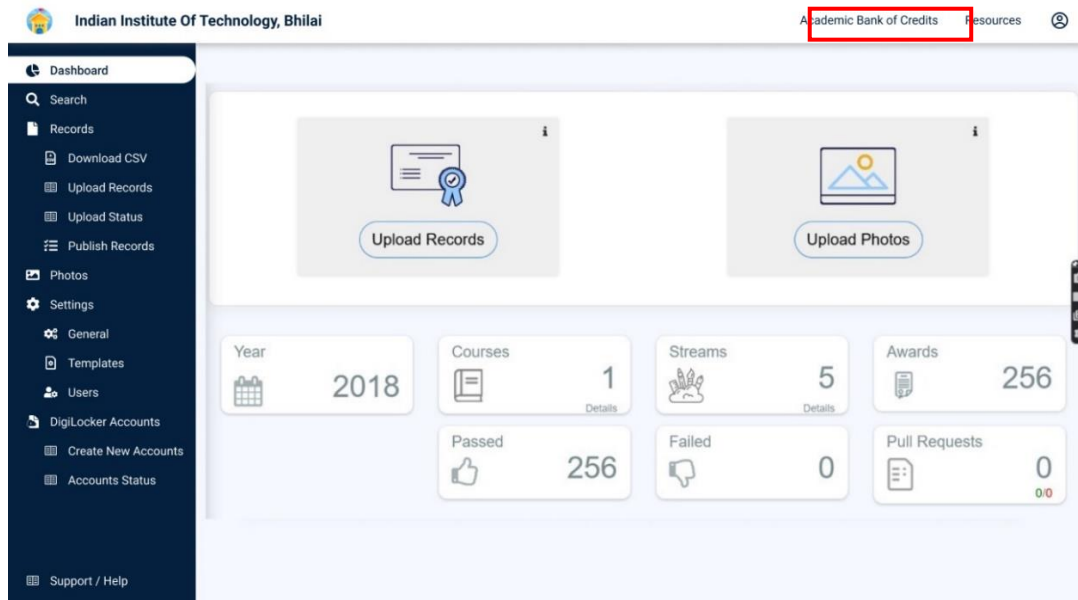
Credit Details

Total credits requested for transfer : 50

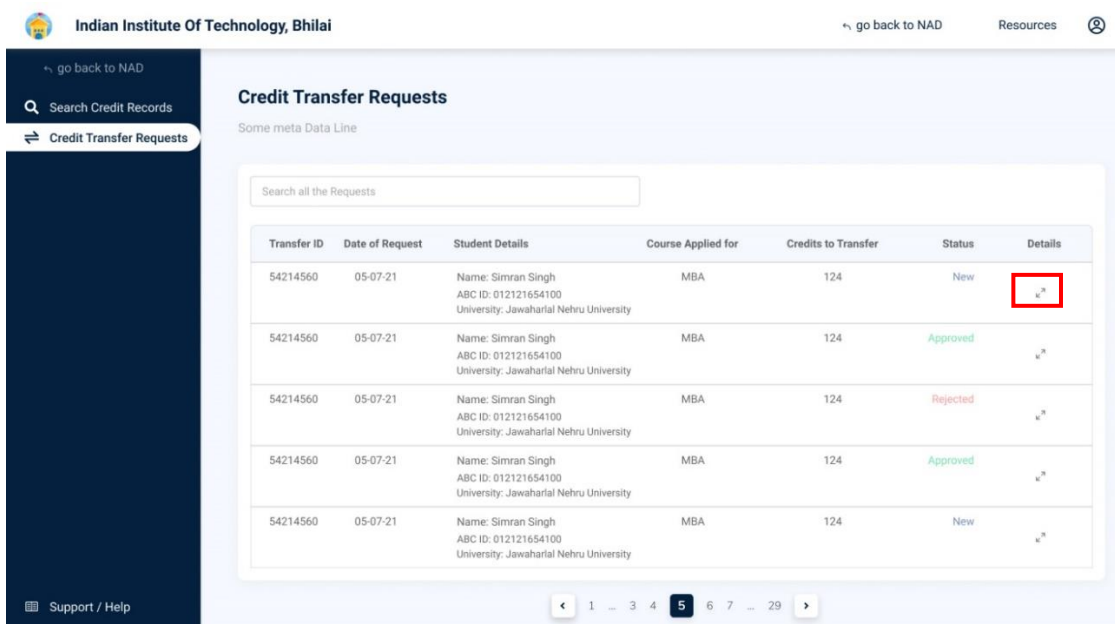
Awarded By	Course	Subject Name	Subject Code	Year	Credit
Jawaharlal Nehru University	BBA	Advance Physics	PH1L001	2015	06
Jawaharlal Nehru University	BBA	Introduction to Programing and Data Structures	CS1P001	2015	04
Jawaharlal Nehru University	BBA	Engineering Drawing and Graphics	CE1P001	2015	06

4. Institution Credit Flow

- Only ABC Institutions can process transfer requests. Registration of an Academic Institution will be done via DigiLocker NAD system.
- Academic Institutions → Click on “Academic Bank of Credits”



- All Credit Transfer Requests and their corresponding status will be shown on the dashboard



- Click on expand icon to view individual student request



Indian Institute Of Technology, Bhilai

← go back to NAD
Resources

← go back to NAD

← Credit Transfer Requests

Support / Help

← Transfer ID : 54214560

Student Details

Name : Simran Singh Date of birth : 24/02/1998
 ABC ID : 01545456445 Gender : Female

Course Details

Course Name : MBA Stream Details : Finance

Credit Details

<input type="checkbox"/>	University	Subject	Subject Code	Year	Credit
<input type="checkbox"/>	Jawaharlal Nehru University	Advance Physics	PH1L001	2015	06
<input type="checkbox"/>	Jawaharlal Nehru University	Introduction to Programing and Data Structures	CS1P001	2015	04
<input type="checkbox"/>	Jawaharlal Nehru University	Engineering Drawing and Graphics	CE1P001	2015	06
<input type="checkbox"/>	Jawaharlal Nehru University	Mathematics – I	MA1L001	2015	08
<input type="checkbox"/>	Jawaharlal Nehru University	Introduction to Programing and Data Structures	013PHY10	2015	06

Reject Transfer Request

Accept Transfer request

- Institution will either approve/reject the transfer request.

Indian Institute Of Technology, Bhilai

← go back to NAD
Resources

← go back to NAD

← Credit Transfer Requests

Support / Help

← Transfer ID : 54214560

Student Details

Name : Simran Singh Date of birth : 24/02/1998
 ABC ID : 01545456445 Gender : Female

Course Details

Course Name : MBA Stream Details : Finance

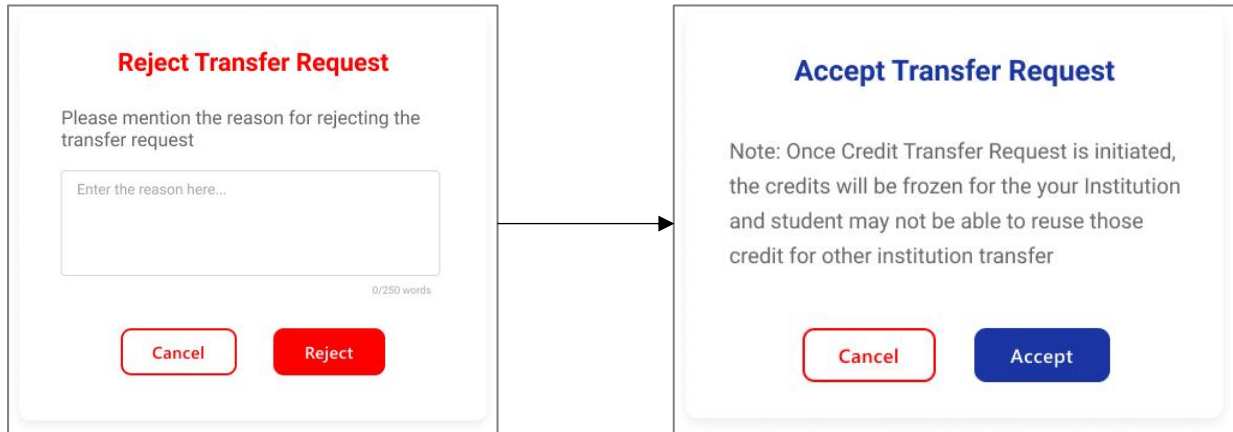
Credit Details

University	Subject	Subject Code	Year	Credit
Jawaharlal Nehru University	Advance Physics	PH1L001	2015	06
Jawaharlal Nehru University	Introduction to Programing and Data Structures	CS1P001	2015	04
Jawaharlal Nehru University	Engineering Drawing and Graphics	CE1P001	2015	06
Jawaharlal Nehru University	Mathematics – I	MA1L001	2015	08
Jawaharlal Nehru University	Introduction to Programing and Data Structures	013PHY10	2015	06
Jawaharlal Nehru University	Introduction to Programing and Data Structures	013PHY10	2015	06

Reject Transfer Request

Accept Transfer request

- Academic Institutions will provide reason/remarks for acceptance/rejection.



5. Search Credit Records

- Academic Institutions can search for student credit records by using their ABC IDs.

The screenshot shows the user interface for searching student credit records. At the top, it displays 'Indian Institute Of Technology, Bhilai' and navigation links for 'go back to NAD' and 'Resources'. A sidebar on the left contains 'go back to NAD', 'Search Credit Records', and 'Credit Transfer Requests'. The main content area is titled 'Search Student Credit Information' and includes the text 'Institutions can search students information'. A search input field is labeled 'Search by ABC ID...'. An arrow points down to a second screenshot showing the search results for a specific student.

Indian Institute Of Technology, Bhilai

go back to NAD

Resources

go back to NAD

Search Credit Records

Credit Transfer Requests

Search Student Credit Information

Institutions can search students information

Search by ABC ID...

Indian Institute Of Technology, Bhilai

go back to NAD

Resources

go back to NAD

Search Credit Records

Credit Transfer Requests

← ABC ID : 01204545475

Student Details

Name : Simran Singh

Date of Birth : 24/02/1998

Gender : Female

Credit Accumulation

Academic Institution	Batch	Course	Credit
University of Delhi	2015-2019	BBA	94
IGNOU	2018-2022	MBA	94
IIT Delhi	2018-2022	MBA	94



● **About National Academic Depository**

The vision of National Academic Depository (NAD) is born out of an initiative to provide an online store house of all academic awards. National Academic Depository (NAD) is a 24X7 online store house of all academic awards viz. certificates, diplomas, degrees, mark-sheets etc. duly digitised and lodged by academic institutions / boards / eligibility assessment bodies. NAD not only ensures easy access to and retrieval of an academic award but also validates and guarantees its authenticity and safe storage.

● **About Digi Locker**

Digi Locker and NAD are initiatives of Ministry of Electronics and Information Technology (MeitY) and Ministry of Education (MoE) respectively. The concept of National Academic Depository (NAD) is born out of an initiative by MoE to provide a 24X7 online depository to Academic institutions to store and publish their academic awards. The digital depository not only ensures easy access to and retrieval of an academic award but also validates and guarantees its authenticity and safe storage.

Digi Locker is a provider of NAD services and aims at 'Digital Empowerment' of citizen by providing access to authentic digital documents to citizen's digital document wallet. The issued documents in Digi Locker system are deemed to be at par with original physical documents as per Rule 9A of the Information Technology (Preservation and Retention of Information by Intermediaries providing Digital Locker facilities) Rules, 2016.

Maintaining academic awards in an electronic depository would provide benefit to educational institutions, students and employers by enabling online access of academic awards which will eliminate the need for persons to approach educational institutions for obtaining transcripts of such awards for verification. It would also eliminate fraudulent practices such as forging of awards, by



facilitating online verification thereof and maintains the authenticity, integrity and confidentiality of the award.

It aspires to make the vision of Digital Academic awards for every Indian a reality.

For more information please visit : <https://nad.gov.in/>

Frequently Asked Questions (FAQ)

General

Q: What is National Academic Depository (NAD)?

Ans: National Academic Depository (NAD) is a 24X7 online store house of all academic awards viz. certificates, diplomas, degrees, mark sheets etc. duly digitised and lodged by academic institutions / boards / eligibility assessment bodies. NAD not only ensures easy access to and retrieval of an academic award but also validates and guarantees its authenticity and safe storage.

Q: Who are the stake-holders in NAD?

Ans: (a) Students & other academic award holders, (b) Academic Institutions/Boards/Eligibility assessment bodies, (c) Verifying Entities i.e. banks, employer companies (domestic & overseas), Government entities, academic institutions/boards/eligibility assessment bodies (domestic and overseas) etc.

Q: How do I/we register myself/ourselves in NAD?

Ans: You can visit www.nad.gov.in to select the NAD DigiLocker for availing NAD services.



Students

Q: Why should I register on NAD ?

Ans: NAD provides a 24x7 digital online system for lodging, retrieval, authentication and verification of academic awards in digital format for the students and other NAD users. Students receive digital and authenticated copy of their academic awards with prescribed security features which are easily accepted by all users. A student by registering onto NAD can avail services like access, verification and authentication of its own academic awards in a digital format.

Q: How do I register myself in NAD?

Ans: You can visit www.nad.gov.in or nad.digitallocker.gov.in and then click Student on the menu bar. The page gets redirected to the student page and then register themselves by using their Aadhaar ID or Mobile Number.

Q: Can I register myself in NAD if I do not have Aadhaar or my current mobile number is not seeded in my Aadhaar number?

Ans: Yes, one can register in NAD.

Q: Now my NAD account is created, how do I get access to my certificates ?

Ans: NAD will make all academic awards lodged by participating Academic Institutions available in your online NAD account. You can access all of your certificates digitally placed in your account at all times.

Q: How do I know if my Academic Institutions are participating in NAD ?

Ans: NAD portal and NAD DigiLocker website will maintain a list of all Academic Institutions which are participating in NAD.



Q: Would my digital certificates available in NAD be widely accepted by employers etc.?

Ans: Yes.

Q: Can I get printed copy of my digital certificates from NAD?

Ans: Yes.

Q: How is it ensured that digital certificates accurately reflect my records?

Ans: Your academic institution is responsible for the authenticity of your award data. NAD maintains the authenticity, integrity and confidentiality of the academic award database.

Q: Who can access my NAD Certificates?

Ans: NAD framework respects privacy of the data. Your certificates can be accessed only by you. Other verification users can also access your certificate record only after your consent and authorization.

Q: How do I come to know if some employer (verifier) requests for verification of my certificate?

Ans: If some employer requests for a verification of your certificate record, NAD will notify you by sending an email / SMS on your registered details.-

Q: Can I seed my Aadhaar number to an existing registration which was done using Mobile Number?

Ans: Yes.

Q: How do I request AI to seed Aadhaar number / Mobile Number to an award that is already uploaded by the AI in the NAD?

Ans: You have to approach the AI to seed your Aadhaar / Mobile Number in your award data already uploaded on NAD. AI will facilitate seeding of Aadhaar/Mobile Number into all of your awards digitally uploaded onto NAD.



Q: Can I request the NAD to share my award details to a verifier?

Ans: Yes.

Q: What are the charges that I need to pay for NAD services ?

Ans: No Charges.

Q: Can I give my consent / disapproval without registering in NAD?

Ans: No. You have to get registered with NAD to give consent / disapproval for any verification request.

Q: What would happen if I do not accord approval / rejection within prescribed time?

Ans: If you do not accord approval / rejection within reasonable time, the request is considered as infructuous and becomes ineffective.

Q: I have awards from two or more AIs. Can I allow verification only for some of the awards held by me?

Ans: Yes.

Q: Can Student upload any award that is in his/her possession and share with Verifier?

Ans: Student cannot upload award of this nature as only AI will be able to upload and lodge awards in NAD. The student can only ask NAD for retrieval of an existing award and share it with verifier.

Academic Institutions (AIs):

Q: What are the preparations we have to ensure before lodging the records in NAD?

Ans: The responsibility for accuracy and authenticity of certificate records and identity of the students rests with you. Therefore, you need to ensure that



certificate data is thoroughly verified and authorised persons lodge the records in NAD under their digital signatures.

In order to create an institutional framework for operating NAD services, it is suggested that a Nodal NAD Cell be created in all AIs and such cell ensures that various NAD functions are effectively executed. The Cell will be the nodal point of contact with the selected Depository and should comprise of officers with adequate technical knowledge.

Q: How do we identify the student to whom a certificate record belongs?

Ans: While lodging the records in NAD you need to seed the Aadhaar / Mobile Number of the student so that the certificates are mapped directly to students' awards and securely made available to them. Seeding of Aadhaar / Mobile Number can be facilitated by you or affiliated colleges of your institution.

Q: How is a certificate record uniquely identified in NAD?

Ans: NAD will issue a DigiLocker ID to each certificate record in NAD.

Q: Can we upload past awards in the Depository?

Ans: Yes.

Q: Can we consent to verification of an award if the Student does not give his/her consent?

Ans: No, consent will be given by the student only. However, consent from the student for sharing of the academic awards/data shall not be required in cases like verification sought by statutory bodies/constitutional bodies/investigating agencies during the course of any enquiry/investigation.

Q: Will we get any kind of MIS reports from NAD?

Ans: Yes.



Verifying Entities:

Q: How do we register on NAD?

Ans: You can submit verifier registration form to the NAD DigiLocker to create users to use NAD.

Q: How do we submit verification request on NAD?

Ans: This can be done online using your Aadhaar/Mobile Number.

Q: How much time would it take for us to verify the certificate?

Ans: The certificate would be made available to you within 24 hours for verification after the student consent is received.

Q: Can we verify an award without the consent of the Student?

Ans: No.

Q: What would happen if the Student does not accord approval within reasonable time?

Ans: If the student does not accord approval within reasonable time, the request is dropped. You will be required to raise a fresh request, if you wish to verify the said award.

For more details please visit : www.nad.gov.in

For Login at NAD-Digilocker :
<https://nad.digilocker.gov.in/signin>



THE UNIVERSITY OF BURDWAN

Rajbati, Burdwan, West Bengal, India, PIN - 713104

National Academic Depository (Digilocker)
and Academic Bank of Credit (ABC)



NATIONAL ACADEMIC DEPOSITORY
Transparency & Transformation Through Digitization

Contact :

The University of Burdwan

National Academic Depository
and Academic Bank of Credit

Rajbati, Burdwan, West Bengal, India

PIN - 713104

Nodal Officer :

Dr Pradip Kmar Roy

Deputy Controller of Examinations

Email : nad@buruniv.ac.in

abc@buruniv.ac.in

www.buruniv.ac.in





0342-3510135

Technical Staff :

Priyabrata Sain

Technical Assistant (Gr. - II)

Email : nad.support@buruniv.ac.in

- 1. Digilocker Link for Desktop / Laptop: <https://tinyurl.com/28ueayeh>
- 2. Digilocker Link for Mobile (Android) : <https://tinyurl.com/ygcunfu4>
- 3. Meet NAD-Digilocker, BU (through Google Meet), Time : 12:00 - 1:00pm, Weekly on weekdays (except Sunday, Saturday and Holiday): <https://tinyurl.com/2o39qxlr>
- 4. BU NAD Digilocker Telegram Bot: https://t.me/bunaddigilocker_bot
- 5.  BU NAD Digilocker Webpage: <https://tinyurl.com/2hbkmpy>
- 6.  Search Your BU NAD Certificate Status : <https://tinyurl.com/2gfbw3yw>
- 7. BU Certificate Status (year wise): <https://tinyurl.com/2pnvtg3f>



THE UNIVERSITY OF BURDWAN
Rajbati, Burdwan, West Bengal, India, PIN - 713104
National Academic Depository (Digilocker)
and **Academic Bank of Credit (ABC)**



- **Meet with the Nodal Officer, NAD-Digilocker, BU**

12:00 – 1:00pm, Weekly on weekdays (except Sunday, Saturday and Holiday) : [Join with Google Meet](#)

** If BU Digilocker Database Information is not matched with your original information (name, Date of Birth, Gender, BU Roll No. and Reg. No.) you can't download your certificate from Digilocker and you have to contact the Department of Controller of Examinations, BU at the earliest for rectification.

For more information please visit : [//nad.gov.in/](https://nad.gov.in/)

Thank You



ज्ञान-विज्ञान विमुक्तये

प्रा. मनिष र. जोशी
सचिव

Prof. Manish R. Joshi

Secretary



सत्यमेव जयते



भारत 2023 INDIA

विश्वविद्यालय अनुदान आयोग
University Grants Commission

(शिक्षा मंत्रालय, भारत सरकार)
(Ministry of Education, Govt. of India)

D.O. No. F. 1-50/2021(ABC/NAD)

21st February, 2023

Dear Madam/Sir,

As you know that Government of India, under the New Education Policy, 2020 has launched the Academic Bank of Credits scheme. Accordingly, the University Grants Commission, with the concurrence of Ministry of Education has notified "*The University Grants Commission (Establishment and Operation of Academic Bank of Credits in Higher Education) regulations, 2021*" in the Gazette of India on 28th July 2021.

The Academic Bank of Credits (ABC) is based on the principle of Distributed & Flexible Teaching-Learning that allow students to learn at their convenience, drop education mid-way, and pick it up again as per choice and convenience. This will also address curtailing the dropout ratio while also improving GER. The ABC was established, on the line of National Academic Depository (NAD). Therefore, Academic institutions must register themselves under ABC via NAD only.

I am glad to share with you that till date the ABC have made a very significant progress in last few months. 1027 Academic Institutes have already on-boarded and approx. 61 lacs students registered with ABC. To enhance the reach of the programme, it is requested that all Academic Institutions will do the following under intimation to UGC:

- Register your Institution on NAD/ABC portal (<https://nad.digilocker.gov.in/>) only.
- Designate Nodal Officer and set up a dedicated NAD/ABC Cell for implementation of NAD/ABC scheme and reflect their details i.e. (Name, Designation, Mobile number and Email id) on respective Institution's website.
- Advise the students to register on ABC through <https://www.abc.gov.in/>.
- ABC ID should be made a mandatory field in the **admission forms, examination forms** or if possible on Student's I-card also.
- Display the posters & templates and placing them on the canteen, library, notice board and around the playground or the place where there is maximum movement of Students.
- Organizing the seminar/workshop for information and publicity about ABC in Campus as well as respective affiliated colleges.

To attain the objectives of ABC, you are requested to on-board (if not on-boarded) with ABC and upload academic data with students' earned credit obtained during or after the academic year 2021-22 along with students' ABC ID.

For any further information, you can contact ABC Cell of UGC on 011-24110081 & support-nad@gov.in or Digilocker gaurav.khare1@digitalindia.gov.in abhinav.sharma1@digitalindia.gov.in.

With kind regards,

Yours sincerely,

(Manish Joshi)

To

The Vice-Chancellors/Registrars of all Universities /Directors of all HEIs / Nodal Officer of all Academic Institutions

वसुधैव कुटुम्बकम्

ONE EARTH • ONE FAMILY • ONE FUTURE

बहादुरशाह जफ़र मार्ग, नई दिल्ली-110002 | Bahadur Shah Zafar Marg, New Delhi-110002

Ph.: 011-23236288/23239337 | Fax : 011-2323 8858 | E-mail : secy.ugc@nic.in